

KOBELCO

HYDRAULIC CRAWLER CRANE

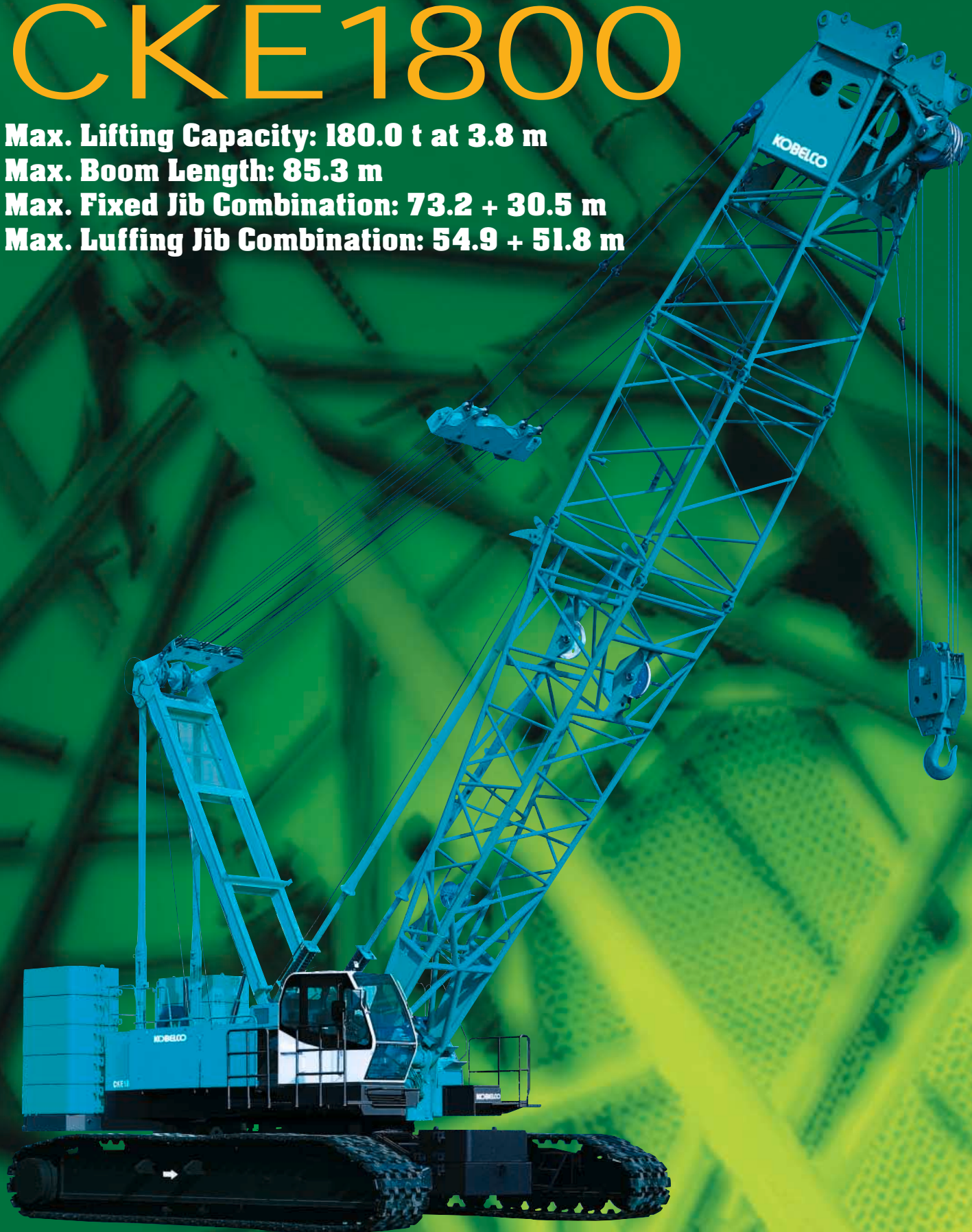
CKE1800

Max. Lifting Capacity: 180.0 t at 3.8 m

Max. Boom Length: 85.3 m

Max. Fixed Jib Combination: 73.2 + 30.5 m

Max. Luffing Jib Combination: 54.9 + 51.8 m

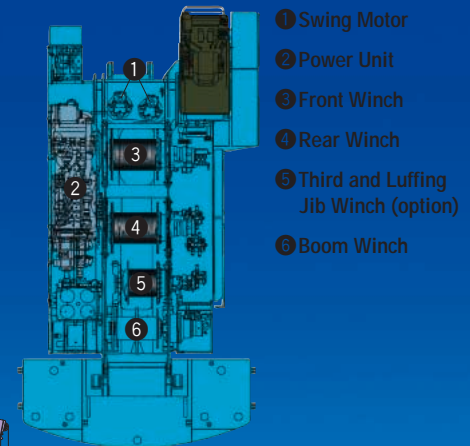


Photos in this catalog may include optional items.

An Innovative Boom Design Gives You Versatility of Lifting Performance

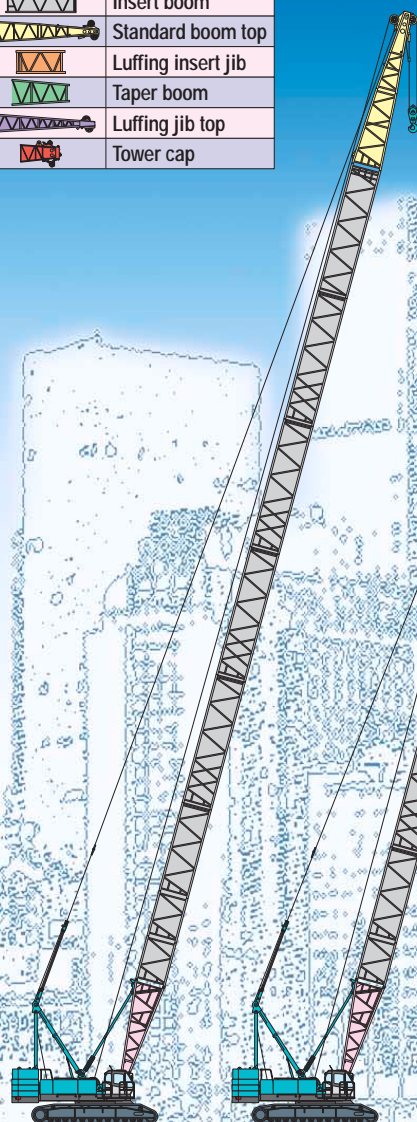
The CKE1800 crawler crane features an innovative boom design to enhance lifting performance with the job at hand. With a choice of several crane boom combinations (heavy boom, standard boom, long boom, and luffing main boom) as well as Fixed jib and Luffing jib, you get several machines in one.

We designed this crane for complete self-assembly and disassembly. It is as efficient to transport. You have the ideal combination of heavy-duty performance, economical operation and tough durability.




Common Use of Attachments

	Boom base
	Insert boom
	Standard boom top
	Luffing insert jib
	Taper boom
	Luffing jib top
	Tower cap



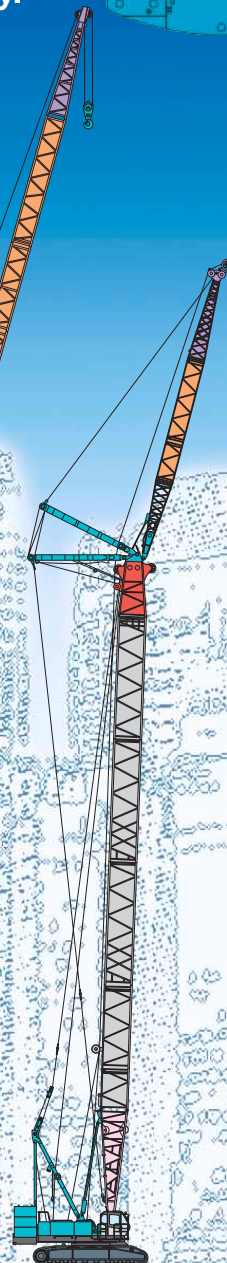
Standard boom



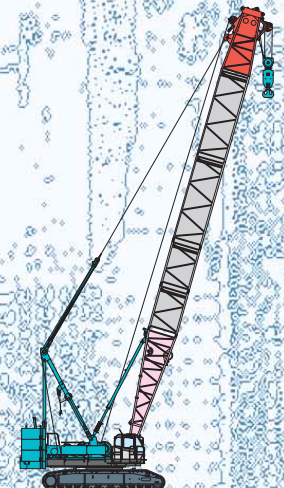
Fixed jib



Long boom



Luffing jib



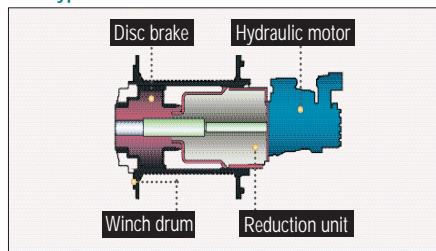
Luffing main boom

PERFORMANCE

Innovative Wet-Type Disc Brake System (Option)

KOBELCO's new oil cooled wet-type multi-disc brake system is first in its class and provides quiet, dependable braking power. Multiple discs are self-adjusting and self-equalizing. Forced oil circulation keeps brake temperatures cooler during long, continuous operations and maximizes smooth brake operation. The completely enclosed system eliminates the possibility of outside contamination, providing years of problem-free service life. The low brake pedal effort reduces operator fatigue when the machine is working in the optional free-fall mode.

Wet-type disc brake installed in winch drum:



Extremely Powerful Winches

The CKE1800's powerful winches boast a rated single line pull of 13.5 tf, reducing the number of parts of line involved and improving hoisting speed. The result realizes dynamic lifting capacities and continuous trouble-free operations.

Large Capacity Drums

KOBELCO's innovative internal disc brake system allows for the use of wider drums to avoid the chance of uneven winding, while extending the service life of the wire rope. An optional third drum is compatible with third winch, allowing for more attachment options and better operation coordination.

On-Site Maneuverability

Independently driven hydraulic travel motors with planetary reduction units provide three steering modes (differential steering, skid steering and counter rotation) for optimal on-site maneuverability. Travel motors are less than track shoe width, protecting them from damage.

CONTROL & CAB

Roomy, Comfortable Cab

Operator comfort is ensured by vibration-reducing rubber cab mounts a fully adjustable, upholstered seat, and an air conditioner with fresh-air vents. Reinforced tinted glass windows reduce glare, and the semi-short levers and other control devices are ergonomically located and arranged for easy control.

Precise Operation with Responsive Control



Full-hydraulic technology delivers quick, efficient operation with excellent precision. Pilot pressure-assisted control allows you to control the speed and power of each function in proportion to lever movement.



Electric Throttle Control

Sensitive engine control is assured by an electric throttle with a twist grip.

Inching Control Switch

The red switch on the boom lever grip allows easy inching control for hoist, boom

hoist, and travel that the operator can activate without taking his hands off the boom hoist lever.



Drum Speed Controller

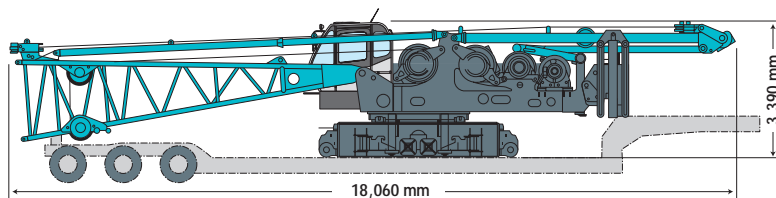
Speeds for main winch, auxiliary winch and boom hoist can be set independently with trimmer controls.



TRANSPORTATION

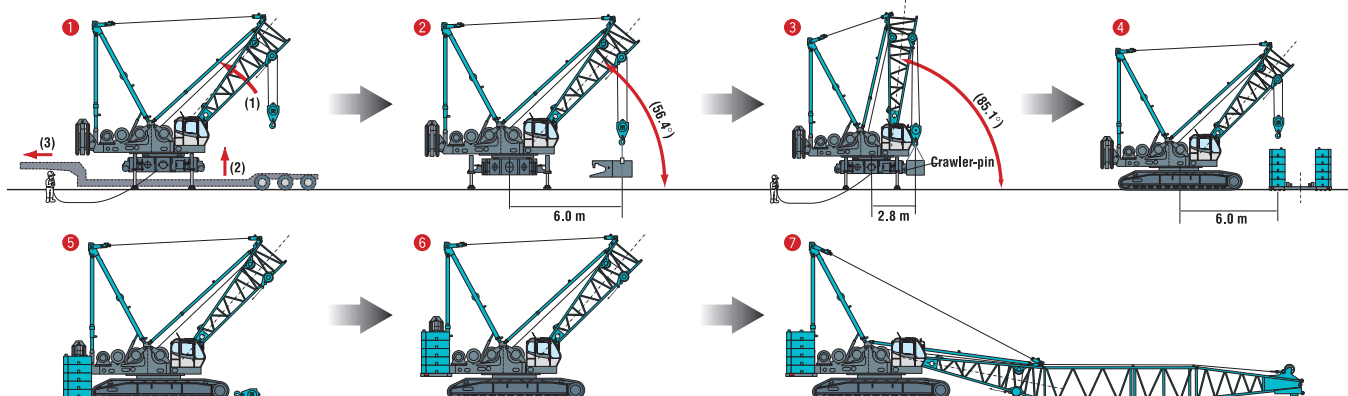
Transportation

Transport weight 45.0t (Including 3rd Winch, Translifter)
Transport width 3,500mm



Self-Erection Device

Use the built-in, remote controlled Translifter (Jack system) to lift CKE1800 clear of trailer, then drive the trailer away. Hydraulic cylinder raise the gantry to working position. The boom base reeved with a hook block is used to lift and attach the front and rear carbody counterweights, the rear counterweight assembly is raised in to position by another Hydraulic cylinder.



SAFETY

Load Moment Indicator System



With the Load Moment Indicator System installed, the current load status can be checked at a glance, from an easy-to-read LCD screen display. In the overload condition it automatically stops crane operations.

Function Lock Lever



Function lock lever prevents accidental operation when the operator enters or leaves the cab.

Key-Controlled Release Switches

Safety enhancing mechanisms can be individually engaged or cancelled for specific operational needs by using these keys such as free-fall operation and safety function. These keys can be kept by safety officer to prevent any human-error.



Optional Free-Fall Control Switches

The free-fall control switches, strategically located on the hoist levers, allow the operator to engage free-fall whenever desired without removing his hands from the control levers.



Swing Flashers

Swing flashers and a warning buzzer alert in vicinity when the machine is swinging.

SIMPLIFIED MAINTENANCE

Multi-Display



The easy-to-read LCD multi-display provides current status information on such functions as engine rpm, maintenance and on-board trouble-shooting, providing the operator with an

ongoing real-time assessment of the machine's conditions at a glance.

Easy Maintenance

A new engine layout on the side of the machine provides easy access for routine inspections and servicing.



STANDARD EQUIPMENT

Main Machine

- Boom hoist pedal
- Air conditioner

Safety Device

- Drum safety pawl
- Boom backstops
- Boom over hoist auto-stop device
- Hook over hoist auto-stop device
- Swing lock pin
- Signal horn
- Overload alarm lamp
- Cab top guard
- Fire extinguisher

Transportation

- Counterweight self-removal
- Crawler self-removal
- Translifter (Jack system)
- Gantry cylinder
- Guy cable store bracket
- Boom connection pin store bracket

Others

- Electric fuel pump
- Tool kits
- Operator's manual

OPTIONAL EQUIPMENT

Main Machine

- Free-fall function for main and aux. winch
- Third drum
- Reeving winch
- Hydraulic tagline
- Foot throttle
- One way call
- Obstacle light
- Wind meter

Attachment

- Insert boom
- Hook blocks
- Auxiliary sheave
- Fixed jib
- Luffing jib
- Boom nesting device



Note: This catalog may contain photographs of machines with specifications, attachments and optional equipment not certified for operation in your country. Please consult KOBELCO for those items you may require. Due to our policy of continual product improvements all designs and specifications are subject to change without advance notice.

Copyright by KOBELCO CRANES CO., LTD. No part of this catalog may reproduced in any manner without notice.



KOBELCO CRANES CO., LTD.

17-1, Higashigotanda 2-chome, Shinagawa-ku, 141-8626 JAPAN
Tel: ++81 (0) 3-5789-2130 Fax: ++81 (0) 3-5789-3372

Inquiries To: