

**KOBELCO**

HYDRAULIC CRAWLER CRANE

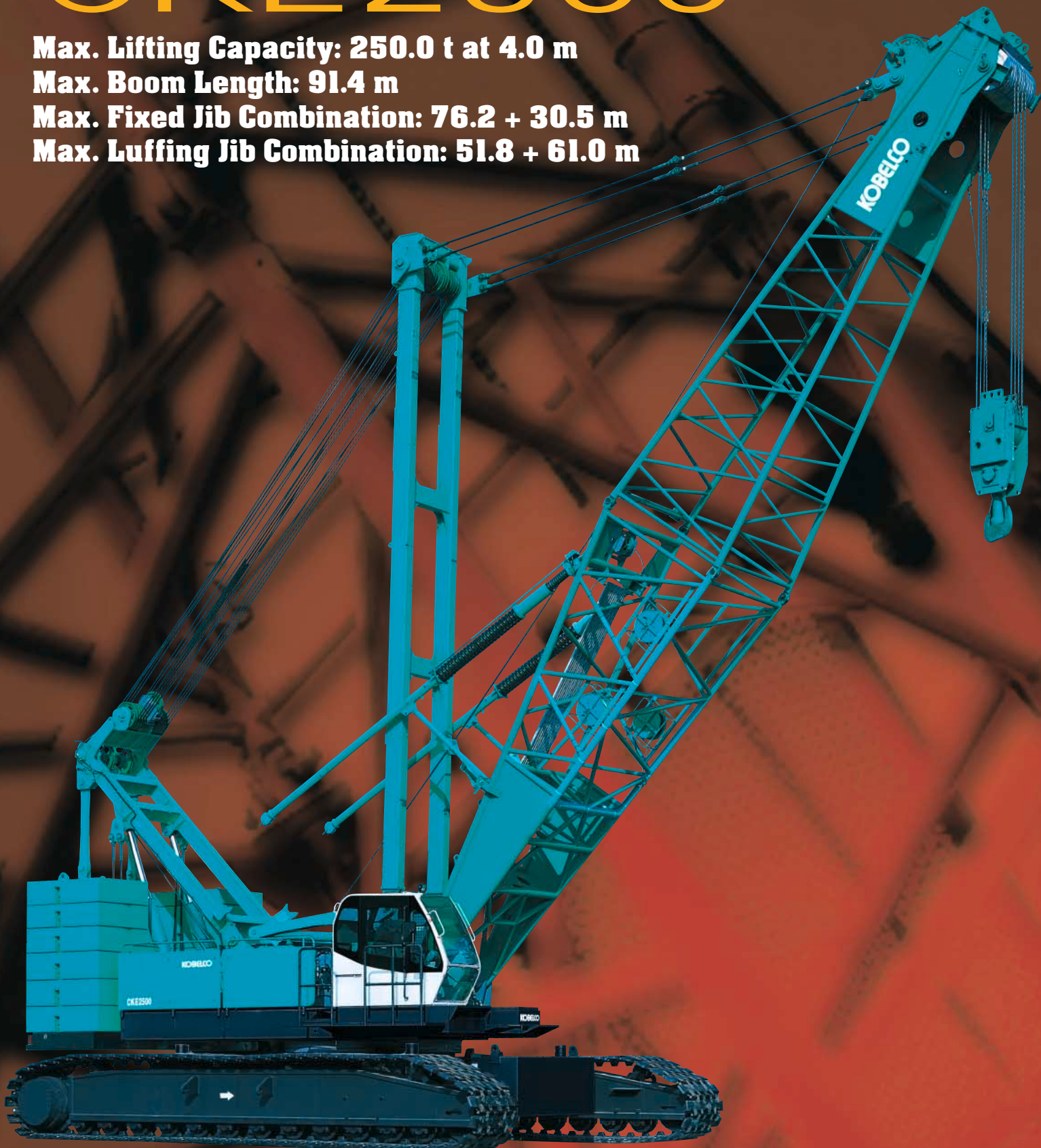
# CKE2500

**Max. Lifting Capacity: 250.0 t at 4.0 m**

**Max. Boom Length: 91.4 m**

**Max. Fixed Jib Combination: 76.2 + 30.5 m**

**Max. Luffing Jib Combination: 51.8 + 61.0 m**




Photos in this catalog may include optional items.



# KOBELCO's awesome new expression of power, speed and efficiency.

The CKE2500 crawler crane from KOBELCO takes advantage of new technologies to raise performance to new heights. New winches with more powerful line-pull are designed to handle the toughest jobs. Large drum capacities promote ultra-smooth operation and enhanced component service life. KOBELCO's engineering didn't stop with the CKE2500's superior performance. We designed this crane for complete self-assembly and disassembly. It is as efficient to transport as it is powerful to operate. All of this and more makes it the premier crane in its class. Add these new features to the renowned power and reliability of KOBELCO cranes, and you have the ideal combination of heavy-duty performance, economical operation and tough durability.



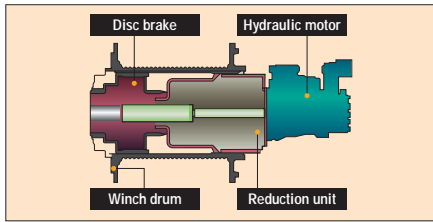
- 1 Swing Unit
- 2 Power Unit
- 3 Front Winch
- 4 Rear Winch
- 5 Boom Winch



## PERFORMANCE

### Innovative Wet-Type Disc Brake System

KOBELCO's new oil cooled wet-type multi-disc brake system is first in its class and provides quiet, dependable braking power. Multiple discs are self-adjusting and self-equalizing. Forced oil circulation keeps brake temperatures cooler during long, continuous operations and maximizes smooth brake operation. The completely enclosed system eliminates the possibility of outside contamination, providing years of problem-free service life. The low brake pedal effort reduces operator fatigue when the machine is working in the optional free-fall mode.



### Extremely Powerful Winches

The CK2500's powerful winches boast a rated single line pull of 13.5 tf, reducing the number of parts of line involved and improving hoisting speed. The result realizes dynamic lifting capacities and continuous trouble-free operations.

### Large Capacity Drums

Our wider, large capacity load hoist drums have a large, single-layer capacity which decreases the chances of uneven winding and increases the useful life of your wire rope.

### On-Site Maneuverability

Independently driven hydraulic travel motors with planetary reduction units provide three steering modes (differential steering, skid steering and counter rotation) for optimal on-site maneuverability. Travel motors are less than track shoe width, protecting them from damage.

## CONTROLS & CAB

### Roomy, Comfortable Cab

Operator comfort is ensured by vibration-reducing rubber cab mounts a fully adjustable, upholstered seat, and an air conditioner with fresh-air vents. Reinforced tinted glass windows reduce glare, and the semi-short levers and other control devices are ergonomically located and arranged for easy control.

### Precise Operation with Responsive Control



Full-hydraulic technology delivers quick, efficient operation with excellent precision. Pilot pressure-assisted control allows you to control the speed and power of each function in proportion to lever movement.

### Inching Control Switch

The red switch on the boom lever grip allows easy inching control for hoist, boom hoist, and travel that the operator can activate without taking his hands off the boom hoist lever.



### Drum Speed Controller

Drum speed controller (for main and auxiliary hoist, boom hoist, and raising and lowering the luffing tower jib) makes it easier to move loads horizontally.

## TRANSPORTATION

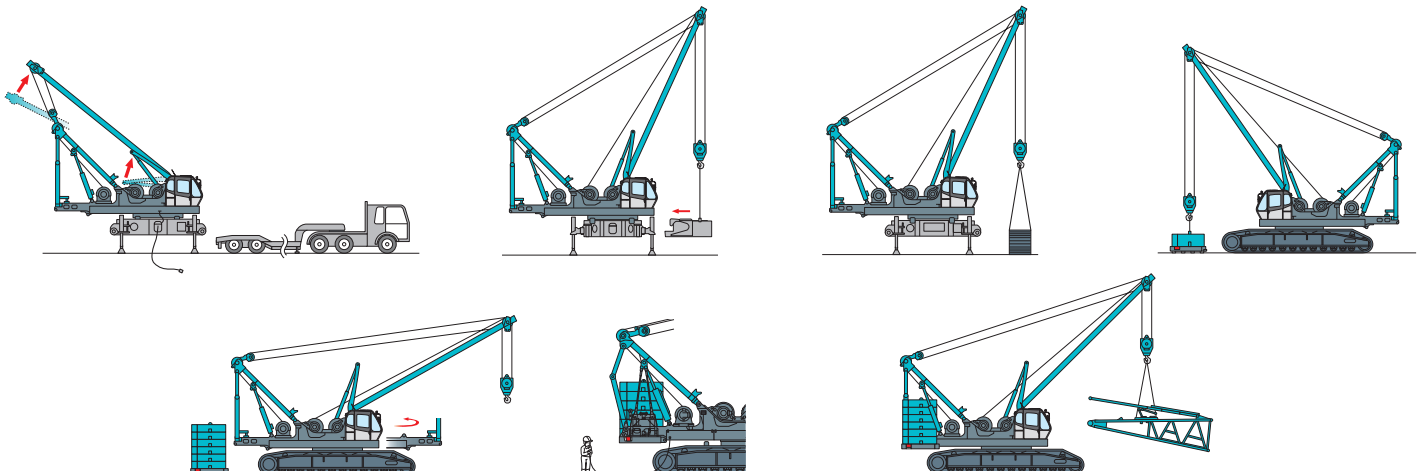
### Swing Cab

The cab can be easily turned by hand toward the front of the machine during transport so that the upper machinery fits within a width of 3.5m. This enables the machine with axles to be transported on a trailer.



### Self-Erection System

Use the built-in, remote controlled Translifter (jack system) to lift the CK2500 clear trailer, then drive the trailer away. Hydraulic cylinders raise the gantry and the mast to their working position. The mast is reeved with a hook block and is used to lift and attach the front and rear carboly counterweights, the crawler side frame and the boom. The rear counterweight assembly is raised into position by the gantry.



## SAFETY

### Load Moment Indicator System



With the Load Moment Indicator System installed, the current load status can be checked at a glance, from an easy-to-read LCD screen display. In the overload condition it automatically stops crane operations.

### Function Lock Lever



Function lock lever prevents accidental operation when the operator enters or leaves the cab.

### Key-Controlled Release Switches

Safety enhancing mechanisms can be individually engaged or cancelled for specific operational needs by using these keys such as free-fall operation and safety function. These keys can be kept by safety officer to prevent any human-error.



### Optional Free-Fall Control Switches

The free-fall control switches, strategically located on the hoist levers, allow the operator to engage free-fall whenever desired without removing his hands from the control levers.



### Swing Flashers

Swing flashers and a warning buzzer alert in vicinity when the machine is swinging.

## SIMPLIFIED MAINTENANCE

### Multi-Display



The easy-to-read LCD multi-display provides current status information on such functions as engine rpm, maintenance and on-board trouble-shooting, providing the operator with an

ongoing real-time assessment of the machine's conditions at a glance.

### Easy Maintenance

A new engine layout on the side of the machine provides easy access for routine inspections and servicing.



## STANDARD EQUIPMENT

### Main Machine

- Boom hoist pedal
- Air conditioner

### Safety Device

- Drum safety pawl
- Boom backstops
- Boom over hoist auto-stop device
- Hook over hoist auto-stop device
- Swing lock pin
- Signal horn
- Overload alarm lamp
- Cab top guard
- Fire extinguisher

### Transportation

- Counterweight self-removal
- Trans-Lifter (Jack system)
- Crawler self-removal
- Base boom self-removal
- Gantry cylinder

### Others

- Electric fuel pump
- Tool kits
- Operator's manual

## OPTIONAL EQUIPMENT

### Main Machine

- Free-fall function for main and aux. winch
- Hydraulic tagline
- Reeving winch
- Foot throttle
- One way call
- Obstacle light
- Wind meter

### Attachment

- Insert boom
- Hook blocks
- Auxiliary sheave
- Fixed jib
- Luffing jib
- Boom nesting device



**Note:** This catalog may contain photographs of machines with specifications, attachments and optional equipment not certified for operation in your country. Please consult KOBELCO for those items you may require. Due to our policy of continual product improvements all designs and specifications are subject to change without advance notice.

Copyright by KOBELCO CRANES CO., LTD. No part of this catalog may be reproduced in any manner without notice.



## KOBELCO CRANES CO., LTD.

17-1, Higashigotanda 2-chome, Shinagawa-ku, Tokyo, 141-8626 JAPAN  
Tel: ++81 (0) 3-5789-2130 Fax: ++81 (0) 3-5789-3372

Inquiries To: